










1. Site Acronym:			Response Percent	Response Count
AND	<input type="checkbox"/>		4.3%	1
ARC	<input type="checkbox"/>		4.3%	1
BES	<input type="checkbox"/>		4.3%	1
BNZ	<input type="checkbox"/>		4.3%	1
CAP	<input type="checkbox"/>		4.3%	1
CCE	<input type="checkbox"/>		4.3%	1
CDR	<input type="checkbox"/>		4.3%	1
CWT			0.0%	0
FCE	<input type="checkbox"/>		4.3%	1
GCE			0.0%	0
HBR			0.0%	0
HFR	<input type="checkbox"/>		4.3%	1
JRN	<input type="checkbox"/>		4.3%	1
KBS	<input type="checkbox"/>		4.3%	1
KNZ	<input type="checkbox"/>		4.3%	1
LNO			0.0%	0
LUQ	<input type="checkbox"/>		4.3%	1
MCM	<input type="checkbox"/>		4.3%	1
MCR	<input type="checkbox"/>		4.3%	1
NTL	<input type="checkbox"/>		4.3%	1
NWT	<input type="checkbox"/>		4.3%	1
PAL	<input type="checkbox"/>		4.3%	1
PIE	<input type="checkbox"/>		4.3%	1
SBC	<input type="checkbox"/>		4.3%	1

SEV		4.3%	1
SGS		4.3%	1
VCR		4.3%	1
<i>answered question</i>			23
<i>skipped question</i>			0

2. Name: (Optional)		
		Response Count
		13
<i>answered question</i>		13
<i>skipped question</i>		10

3. Who was consulted in the process of filling out this survey?			
		Response Percent	Response Count
Site Lead Principal Investigator		87.0%	20
Site Scientists		30.4%	7
Site Management Team		52.2%	12
Graduate Students		0.0%	0
Information Manager		65.2%	15
Educational Representative		26.1%	6
Other (please specify)		8.7%	2
<i>answered question</i>			23
<i>skipped question</i>			0

4. Please, rank the following from Strongly Agree (SA) to Strongly Disagree (SD)							
	Strongly Disagree	Disagree	Neutral	Agree	Strongly Agree	Rating Average	Response Count
1. The LNO provides support to LTER governance and standing committees to facilitate travel to meetings and helps organize and document these meetings. LNO efforts in meeting organization meet or exceed our expectations.	0.0% (0)	0.0% (0)	4.3% (1)	47.8% (11)	47.8% (11)	4.43	23
2. The LNO implemented a system to track requests for assistance sent to tech_support@lternet.edu and office_support@lternet.edu. Our site uses these contact addresses to request service from the LNO.	0.0% (0)	0.0% (0)	43.5% (10)	39.1% (9)	17.4% (4)	3.74	23
3. The Request Tracking system provides useful and timely feedback on requests made to the LNO.	0.0% (0)	0.0% (0)	39.1% (9)	34.8% (8)	26.1% (6)	3.87	23
4. The Network Office responds to requests for information and assistance in a timely and effective manner.	0.0% (0)	4.3% (1)	4.3% (1)	65.2% (15)	26.1% (6)	4.13	23
5. Our site is satisfied with the level of information provided regarding Network Office activities.	0.0% (0)	4.8% (1)	28.6% (6)	42.9% (9)	23.8% (5)	3.86	21
6. Until recently, LNO policy forbade use of the all LTER and other e-mail aliases for distribution of job ads and meeting announcements. Should the LNO change this policy to permit the distribution of job advertisements for positions directly related to LTER science?	13.6% (3)	13.6% (3)	18.2% (4)	31.8% (7)	22.7% (5)	3.36	22
7. The general performance of the LNO in the areas of administration and service meets or exceeds our expectations.	0.0% (0)	0.0% (0)	4.3% (1)	82.6% (19)	13.0% (3)	4.09	23
	answered question						23
	skipped question						0

5. 8. What additional services, if any, would your site like to have provided regarding LTER research, research opportunities or other information useful for LTER sites and researchers?

		Response Count
		6
<i>answered question</i>		6
<i>skipped question</i>		17

6. Please, rank the following from Strongly Agree to Strongly Disagree

	Strongly Disagree	Disagree	Neutral	Agree	Strongly Agree	Rating Average	Response Count
1. The Network Office efficiently maintains LTER Network web sites, databases, and mailing lists with minimal interruption in service.	0.0% (0)	0.0% (0)	13.0% (3)	52.2% (12)	34.8% (8)	4.22	23
2. The Network Office provides easy access to sites for maintenance of network databases, such as personnel and site databases.	0.0% (0)	4.3% (1)	13.0% (3)	56.5% (13)	26.1% (6)	4.04	23
3. The revisions to the public (http://lternet.edu) and intranet (http://intranet.lternet.edu) web sites maintained by the LNO have improved their appearance.	0.0% (0)	4.3% (1)	34.8% (8)	47.8% (11)	13.0% (3)	3.70	23
4. The revisions to the public (http://lternet.edu) and intranet (http://intranet.lternet.edu) web sites maintained by the LNO have improved their functionality.	4.3% (1)	4.3% (1)	39.1% (9)	43.5% (10)	8.7% (2)	3.48	23
5. Documents archived on the intranet web page are easy to find and access.	9.1% (2)	18.2% (4)	31.8% (7)	36.4% (8)	4.5% (1)	3.09	22
6. If available, our site would use videoconferencing to enhance scientific interactions.	4.5% (1)	0.0% (0)	18.2% (4)	36.4% (8)	40.9% (9)	4.09	22
7. The general performance of the LNO in the areas of computational and communications infrastructure meets or exceeds our expectations.	0.0% (0)	8.7% (2)	8.7% (2)	73.9% (17)	8.7% (2)	3.83	23
<i>answered question</i>							23

	<i>skipped question</i>	0
--	-------------------------	----------

7. 8. What additional computational and communication services would you or your site like to have available?		Response Count
		13
	<i>answered question</i>	13
	<i>skipped question</i>	10

8. Please, rank the following from Strongly Agree to Strongly Disagree							
	Strongly Disagree	Disagree	Neutral	Agree	Strongly Agree	Rating Average	Response Count
1. The Network Office provides technical support to help individual LTER sites adopt information management standards approved and endorsed by the Coordinating Committee.	0.0% (0)	0.0% (0)	13.6% (3)	54.5% (12)	31.8% (7)	4.18	22
2. Our site would take advantage of future informatics training activities conducted with resources of the LNO.	0.0% (0)	0.0% (0)	4.3% (1)	34.8% (8)	60.9% (14)	4.57	23
3. To whom do you look for information about the development of the Network Information System?	0.0% (0)	0.0% (0)	40.0% (2)	20.0% (1)	40.0% (2)	4.00	5
Site Information Manager	0.0% (0)	4.3% (1)	8.7% (2)	52.2% (12)	34.8% (8)	4.17	23
LNO	4.5% (1)	9.1% (2)	22.7% (5)	36.4% (8)	27.3% (6)	3.73	22
NIS Advisory Committee	9.1% (2)	13.6% (3)	36.4% (8)	27.3% (6)	13.6% (3)	3.23	22
4. Are you satisfied with the detail and timeliness of information you receive about the development of the Network Information System?	0.0% (0)	8.7% (2)	30.4% (7)	52.2% (12)	8.7% (2)	3.61	23
5. Our site is satisfied with the level of assistance provided by the LNO for the implementation of EML.	0.0% (0)	0.0% (0)	21.7% (5)	43.5% (10)	34.8% (8)	4.13	23
6. The general performance of the LNO in the areas of information management and methods	0.0% (0)	4.3% (1)	26.1% (6)	56.5% (13)	13.0% (3)	3.78	23

development meets or exceeds our expectations.							
	<i>answered question</i>						23
	<i>skipped question</i>						0

9. 7. How can the Network Office better help sites with their information management needs to meet increasing LTER emphasis on network science?							
							Response Count
							10
	<i>answered question</i>						10
	<i>skipped question</i>						13

10. 1a. It is important for the LTER Network Office to continue to facilitate interactions and communications between the LTER network and							
	Strongly Disagree	Disagree	Neutral	Agree	Strongly Agree	Rating Average	Response Count
• Scientific and educational societies.	0.0% (0)	0.0% (0)	4.5% (1)	54.5% (12)	40.9% (9)	4.36	22
• Governmental agencies.	0.0% (0)	0.0% (0)	0.0% (0)	54.5% (12)	45.5% (10)	4.45	22
• Research centers.	0.0% (0)	0.0% (0)	9.1% (2)	45.5% (10)	45.5% (10)	4.36	22
• Non-governmental organizations.	0.0% (0)	0.0% (0)	4.5% (1)	63.6% (14)	31.8% (7)	4.27	22
• Policy makers.	0.0% (0)	0.0% (0)	4.5% (1)	50.0% (11)	45.5% (10)	4.41	22
	<i>answered question</i>						22
	<i>skipped question</i>						1

11.							
	Strongly Disagree	Disagree	Neutral	Agree	Strongly Agree	Rating Average	Response Count
1b. The LTER Network Office has been effective in establishing such interactions and communications to the broader community.	0.0% (0)	0.0% (0)	23.8% (5)	52.4% (11)	23.8% (5)	4.00	21
	<i>answered question</i>						21
	<i>skipped question</i>						2

12.							
	Strongly Disagree	Disagree	Neutral	Agree	Strongly Agree	Rating Average	Response Count
2a. Training activities represent an important outreach activity of the Network Office.	0.0% (0)	4.5% (1)	4.5% (1)	59.1% (13)	31.8% (7)	4.18	22
2b. Personnel from our site have attended one or more training sessions and it is our opinion the LTER Network Office has been effective in coordinating such activities.	4.5% (1)	13.6% (3)	0.0% (0)	50.0% (11)	31.8% (7)	3.91	22
	<i>answered question</i>						22
	<i>skipped question</i>						1

13. 2c. We would like to see the LTER Network Office continue/initiate coordination of training activities in: (Please rank 1-8, with 1 having the highest priority)

	1	2	3	4	5	6	7	8	Rating Average	Response Count
• Ecological informatics (e.g., DBMS, QA/QC).	21.7% (5)	17.4% (4)	21.7% (5)	13.0% (3)	0.0% (0)	13.0% (3)	8.7% (2)	4.3% (1)	3.48	
• Geographic Information Systems.	4.5% (1)	0.0% (0)	4.5% (1)	18.2% (4)	9.1% (2)	27.3% (6)	18.2% (4)	18.2% (4)	5.73	
• Remote sensing and spatial analysis.	0.0% (0)	9.1% (2)	4.5% (1)	13.6% (3)	13.6% (3)	13.6% (3)	31.8% (7)	13.6% (3)	5.68	
• Ecological Metadata Language	21.7% (5)	17.4% (4)	8.7% (2)	17.4% (4)	8.7% (2)	17.4% (4)	4.3% (1)	4.3% (1)	3.65	
• Database development	21.7% (5)	8.7% (2)	26.1% (6)	4.3% (1)	13.0% (3)	4.3% (1)	13.0% (3)	8.7% (2)	3.87	
• Wireless networking.	0.0% (0)	13.0% (3)	13.0% (3)	8.7% (2)	26.1% (6)	8.7% (2)	8.7% (2)	21.7% (5)	5.17	
• Sensor networks	17.4% (4)	13.0% (3)	13.0% (3)	21.7% (5)	13.0% (3)	8.7% (2)	4.3% (1)	8.7% (2)	3.87	
• Emerging technologies	13.0% (3)	21.7% (5)	8.7% (2)	4.3% (1)	17.4% (4)	8.7% (2)	8.7% (2)	17.4% (4)	4.39	
	<i>answered question</i>									
	<i>skipped question</i>									

14.

	Strongly Disagree	Disagree	Neutral	Agree	Strongly Agree	Rating Average	Response Count
3. The general performance of the LNO in the areas of network development, community outreach, and training meets or exceeds our expectations.	0.0% (0)	0.0% (0)	30.4% (7)	56.5% (13)	13.0% (3)	3.83	23
	<i>answered question</i>						23
	<i>skipped question</i>						0

15. 4. What other network development, training, or community outreach activities would you like to see the LTER Network Office promote or facilitate?

	Response Count
	8
<i>answered question</i>	8
<i>skipped question</i>	15

16. 1. The following LTER Network Office Publications and Outreach services meet or exceed the expectations of our site:

	Strongly Disagree	Disagree	Neutral	Agree	Strongly Agree	Rating Average	Response Count
a. Content/format/ look of the LTER Newsletter.	0.0% (0)	0.0% (0)	21.7% (5)	52.2% (12)	26.1% (6)	4.04	23
b. Individual Site Brochures.	0.0% (0)	13.0% (3)	13.0% (3)	43.5% (10)	30.4% (7)	3.91	23
c. All-LTER (Network) Brochure.	0.0% (0)	0.0% (0)	8.7% (2)	60.9% (14)	30.4% (7)	4.22	23
d. LTER Web-Featured Site of the Month	0.0% (0)	0.0% (0)	47.8% (11)	34.8% (8)	17.4% (4)	3.70	23
e. Document Archive - publications produced by the LTER Network, such as meeting reports, numbered LTER publications, and historical documents.	0.0% (0)	13.0% (3)	65.2% (15)	17.4% (4)	4.3% (1)	3.13	23
f. LTER Network Public Website - clear and colorful explanations of LTER Network science content and concepts (http://www.lternet.edu/).	0.0% (0)	4.3% (1)	30.4% (7)	52.2% (12)	13.0% (3)	3.74	23
g. Frequency of posting and updating stories online	0.0% (0)	4.3% (1)	30.4% (7)	52.2% (12)	13.0% (3)	3.74	23
h. LTER Intranet Website - committee reports, meeting information, calendars, news and opportunities for scientists, students and educators (http://intranet.lternet.edu/).	0.0% (0)	8.7% (2)	52.2% (12)	26.1% (6)	13.0% (3)	3.43	23
i. Presence of the LTER exhibit at national science meetings (such as ESA, AAAS, SACNAS), featuring LTER products such as the Synthesis Series and science	0.0% (0)	0.0% (0)	22.7% (5)	54.5% (12)	22.7% (5)	4.00	22

papers.							
	<i>answered question</i>						23
	<i>skipped question</i>						0

17.							
	Strongly Disagree	Disagree	Neutral	Agree	Strongly Agree	Rating Average	Response Count
2. The general performance of the LNO in the areas of publications and public outreach meets or exceeds our expectations.	0.0% (0)	4.3% (1)	21.7% (5)	56.5% (13)	17.4% (4)	3.87	23
	<i>answered question</i>						23
	<i>skipped question</i>						0

18. 3. Please offer comments/suggestions on the service your site receives from the LNO with respect to Public Outreach and Publications.							
							Response Count
							6
	<i>answered question</i>						6
	<i>skipped question</i>						17

19.							
	Strongly Disagree	Disagree	Neutral	Agree	Strongly Agree	Rating Average	Response Count
1. Our site agrees with the mechanism used to solicit working groups Post-ASM 2006.	4.3% (1)	0.0% (0)	4.3% (1)	56.5% (13)	34.8% (8)	4.17	23
2. The LNO should provide more support to facilitate cross-site research.	4.3% (1)	0.0% (0)	4.3% (1)	43.5% (10)	47.8% (11)	4.30	23
	<i>answered question</i>						23
	<i>skipped question</i>						0

20. 3. Which of the following would facilitate cross-site and network-level synthesis most: (rank the statements on a scale of 1-5)							
	1	2	3	4	5	Rating Average	Response Count
• Increased support for post-docs participating in working groups	26.1% (6)	30.4% (7)	21.7% (5)	21.7% (5)	0.0% (0)	2.39	23
• Increased help with managing data in working groups.	0.0% (0)	17.4% (4)	26.1% (6)	21.7% (5)	34.8% (8)	3.74	23
• Support for mini-sabbaticals to work on synthesis	21.7% (5)	17.4% (4)	26.1% (6)	13.0% (3)	21.7% (5)	2.96	23
• Increased support for small group meetings	47.8% (11)	30.4% (7)	13.0% (3)	8.7% (2)	0.0% (0)	1.83	23
• Increased support for large group science meetings	4.3% (1)	4.3% (1)	13.0% (3)	34.8% (8)	43.5% (10)	4.09	23
	<i>answered question</i>						23
	<i>skipped question</i>						0

21.							
	Strongly Disagree	Disagree	Neutral	Agree	Strongly Agree	Rating Average	Response Count
4. The general performance of the LNO in providing services and resources that facilitate synthesis across sites meets or exceeds our expectations.	0.0% (0)	4.3% (1)	43.5% (10)	43.5% (10)	8.7% (2)	3.57	23
	<i>answered question</i>						23
	<i>skipped question</i>						0

22. 5. In what other ways can the LTER Network Office assist with synthesis activities for the LTER Network?	
	Response Count
	8
	8
	15

23.							
	Strongly Disagree	Disagree	Neutral	Agree	Strongly Agree	Rating Average	Response Count
1. The Network Office should continue to seek mechanisms to increase the number of collaborative research projects between U.S. and international researchers.	4.5% (1)	0.0% (0)	9.1% (2)	50.0% (11)	36.4% (8)	4.14	22
	<i>answered question</i>						22
	<i>skipped question</i>						1

24. 2. What specific areas of research and/or activities would you like to see encouraged for international collaboration?		Response Count
		4
	<i>answered question</i>	4
	<i>skipped question</i>	19

25. 1. My site benefits from the following LTER Network Office Education activities:							
	Strongly Disagree	Disagree	Neutral	Agree	Strongly Agree	Rating Average	Response Count
a. Network-wide Education Opportunities (meetings, workshops, proposal collaborations).	0.0% (0)	0.0% (0)	30.4% (7)	52.2% (12)	17.4% (4)	3.87	23
b. Schoolyard LTER website features, including informational slides, proposals from other site's schoolyard activities, news and information about opportunities.	0.0% (0)	8.7% (2)	34.8% (8)	34.8% (8)	21.7% (5)	3.70	23
	<i>answered question</i>						23
	<i>skipped question</i>						0

26. 2. Please offer suggestions for improvements to service to your site in this area of education.		Response Count
		8
	<i>answered question</i>	8
	<i>skipped question</i>	15

27. Please use this space if needed to provide additional comments.		Response Count
		7
	<i>answered question</i>	7
	<i>skipped question</i>	16